



Safety & Security Meeting

Lake Howell Cluster



/SeminoleCountySchools

www.scps.us



@SCPSinfo



Welcome & Introductions

Ms. Serita Beamon

Superintendent of Seminole County Public Schools



Safety & Security Meeting Purpose

- To obtain community feedback and insight regarding the safety and security of our SCPS campuses.
- To build community partnerships in our endeavor to enhance the safety and security of the students and staff in Seminole County.



SCHOOL SAFETY & SECURITY

Captain Tracy Fortenberry
Lieutenant Kelly Martin



School Safety

A collaboration between Seminole County Public Schools, the Seminole County Sheriff's Office, and municipality law enforcement agencies.



Law enforcement in schools

Educational sites

- 38 Elementary Schools
- 12 Middle Schools
- 9 High Schools
- 3 Alternative Education Sites
- 5 Charter School Campuses
- 2 Higher Ed Campuses





Office of School Safety & Security



RAPTORTM
TECHNOLOGIES



Juvenile Programs

- Eugene Gregory Youth Memorial Academy
- SWEAT/ CASU
- Truancy
- Evolution
- Youth Intervention Services
- DJJ Transitional Services
- SNAP (Stop Now And Plan)
- Mobile Response
- Investigative Services
- PAL



PAY Diversion Programs

- Civil Citation
- JASP (Juvenile Alternative Services Program)
- Teen Court
- Sexting Citation
- Tobacco Citation



Contact us

- Captain Tracy Fortenberry
- Lieutenant Kelly Martin

School_safety@scps.k12.fl.us





Cluster K-12 Enrollment

Lake Howell	7,803
Elementary	3,528
Casselberry	689
Eastbrook	661
English Estates	660
Red Bug	783
Sterling Park	735
Middle	2,088
South Seminole	996
Tuskawilla	1,092
High	2,187
Lake Howell	2,187

	<u>District</u>	<u>Cluster</u>	<u>Percent</u>
Total	61,401	7,803	13%
Elementary	26,488	3,528	13%
Secondary	34,913	4,275	12%



Discipline Data Review



Discipline Infraction Data

- ***School Environmental Safety Incident Reporting*** (SESIR) grew out of the public's concern that children be safe in the school environment. In 1995-96 in response to this concern, the SESIR system was initiated to enable schools to track incidents and analyze patterns of violent, criminal or disruptive activity. The intent is for there to be complete and objective data from which to design interventions to improve the learning environment.
- Aggression
- Campus Disruption (S)
- Fighting (S)
- Physical Attack (S)
- Threat (S)
- Weapons (S)

(S) – indicates SESIR

Definitions can be found in the Student Conduct and Discipline Code

https://www.scps.k12.fl.us/_resources/documents/StudentConductDisciplineCode.pdf

Discipline Data and Considerations

The data provided is the number and percent of students enrolled at the end of quarter 3 (March), who received at least one discipline referral (for each infraction type) in quarters 1-3 for each respective school year.

Careful attention must be paid to the scales when analyzing the data.

- The scales on each graph are different because there is variation in the percentage of students with each referral type.

Many of the percentages are very small.

- Refer to the number of students table to confirm the magnitude of the change.
- The scales in 4 of the 6 slides are under 1%
- Keep this in mind when you see large increases or decreases.



Discipline Data - Limitations

Limitations:

- In order to provide a percentage, each student can be only counted once for each infraction type. This data does not take into account students with multiple infractions of the same type that occurred in the same school year.
- A discipline infraction is attached to the student. If the student received a referral at "School A" in Quarter one but moves to "School B" in Quarter 2 the infraction is associated with School B.
- Data does not include students that received an infraction in quarter 1-3 but withdrew from the cluster school.
 - An analysis was performed using all discipline referrals and the trend over time remained the same

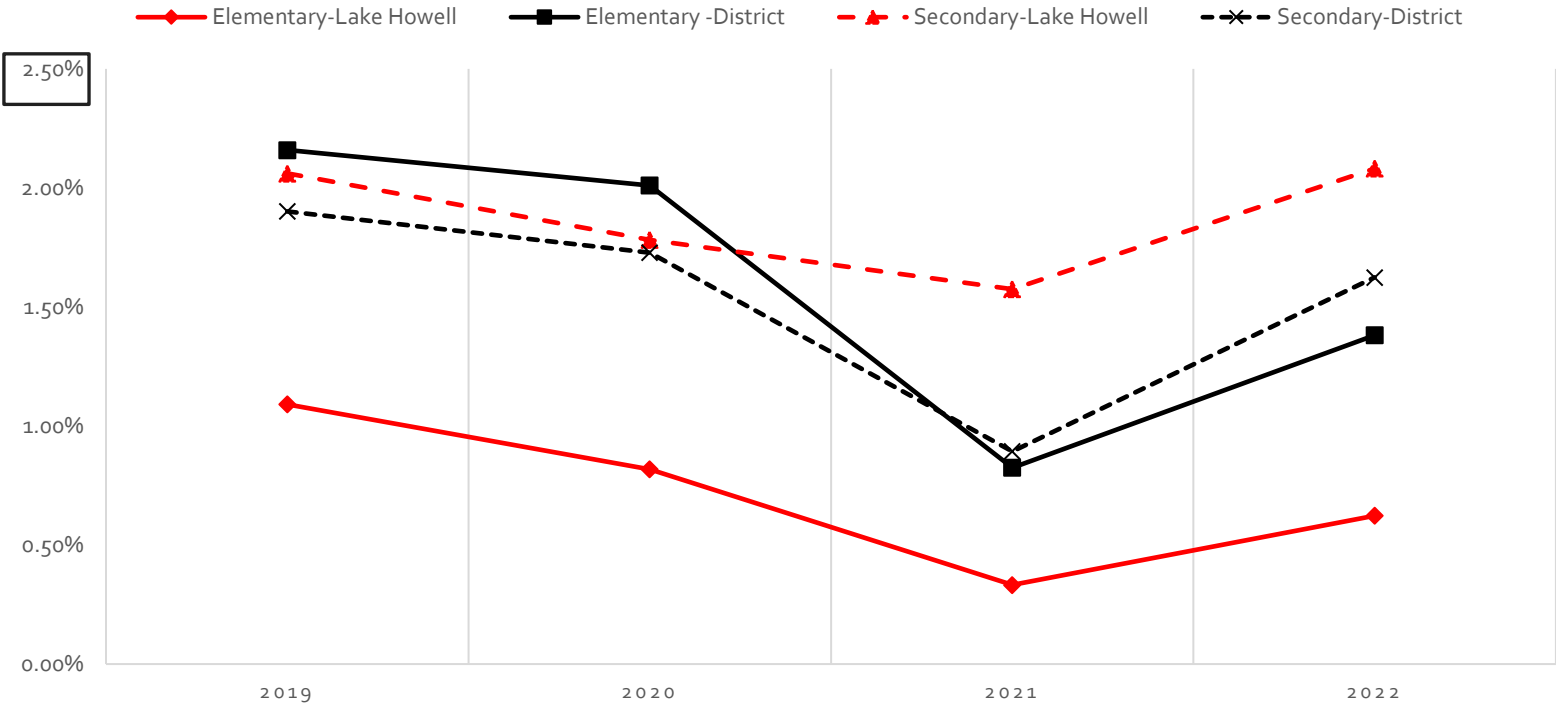


Aggression:

Engaging in any behavior (by word or act) as an individual or as a member of a group or crowd that encourages, incites, or instigates threatening, aggressive, or unsafe acts, or participating as a member of a group or crowd in aggressive or unsafe acts.



AGGRESSION



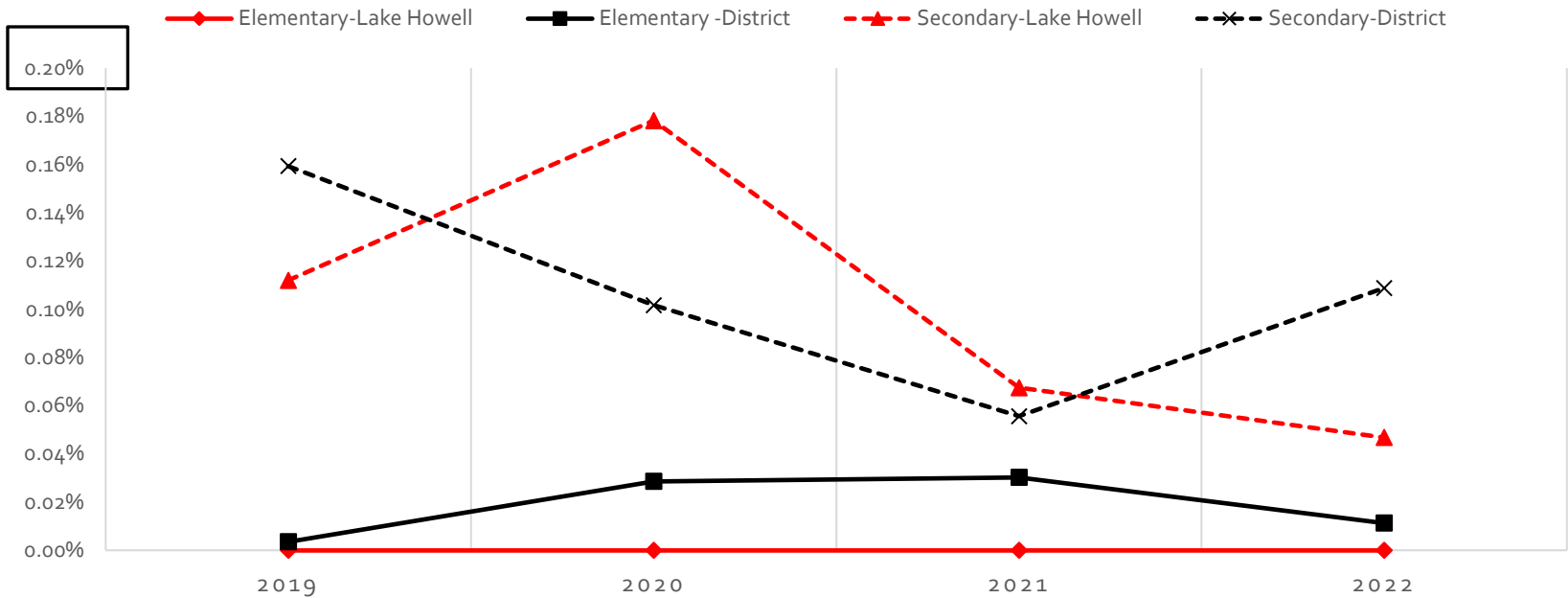
	Elementary-Lake Howell		Elementary -District		Secondary-Lake Howell		Secondary-District	
	# Stu w/ at least one aggression referral	Total Students	# Stu w/ at least one aggression referral	Total Students	# Stu w/ at least one aggression referral	Total Students	# Stu w/ at least one aggression referral	Total Students
2019	42	3,850	606	28,067	92	4,464	692	36,387
2020	31	3,788	562	27,948	80	4,488	629	36,389
2021	12	3,612	218	26,430	70	4,444	321	35,929
2022	22	3,528	366	26,488	89	4,275	567	34,913

Campus Disruption:

Disruptive behavior that poses a serious threat to the learning environment, health, safety, or welfare of others. Examples of major disruptions include bomb threats, inciting a riot, or initiating a false fire alarm.



CAMPUS DISRUPTION



	Elementary-Lake Howell		Elementary -District		Secondary-Lake Howell		Secondary-District	
	# Stu w/ at least one Campus Disruption referral	Total Students	# Stu w/ at least one Campus Disruption referral	Total Students	# Stu w/ at least one Campus Disruption referral	Total Students	# Stu w/ at least one Campus Disruption referral	Total Students
2019	0	3,850	1	28,067	5	4,464	58	36,387
2020	0	3,788	8	27,948	8	4,488	37	36,389
2021	0	3,612	8	26,430	3	4,444	20	35,929
2022	0	3,528	3	26,488	2	4,275	38	34,913

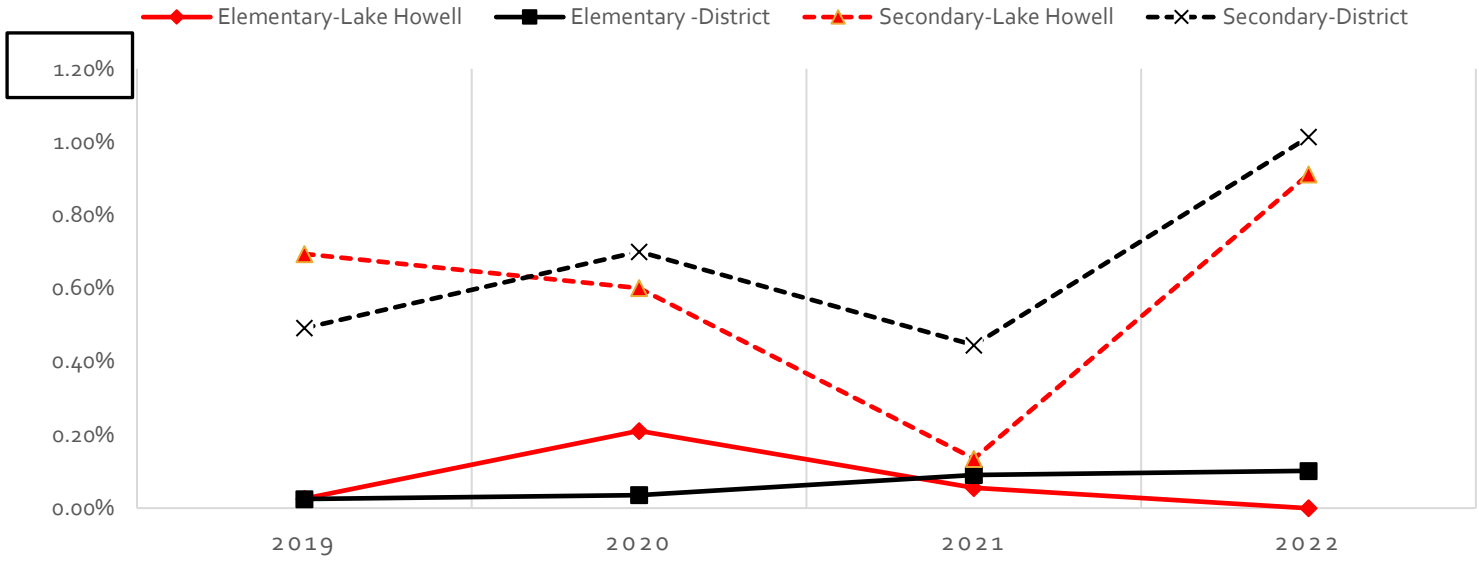


Fighting:

When two or more persons mutually participate in use of force or physical violence that requires either physical intervention or results in injury requiring first aid, or medical attention. Lower-level fights, including pushing, shoving, or altercations that stop on verbal command are not required to be reported in SESIR reporting.



FIGHTING



	Elementary-Lake Howell		Elementary -District		Secondary-Lake Howell		Secondary-District	
	# Stu w/ at least one fighting referral	Total Students	# Stu w/ at least one fighting referral	Total Students	# Stu w/ at least one fighting referral	Total Students	# Stu w/ at least one fighting referral	Total Students
2019	1	3,850	7	28,067	31	4,464	179	36,387
2020	8	3,788	10	27,948	27	4,488	255	36,389
2021	2	3,612	24	26,430	6	4,444	160	35,929
2022	0	3,528	27	26,488	39	4,275	354	34,913

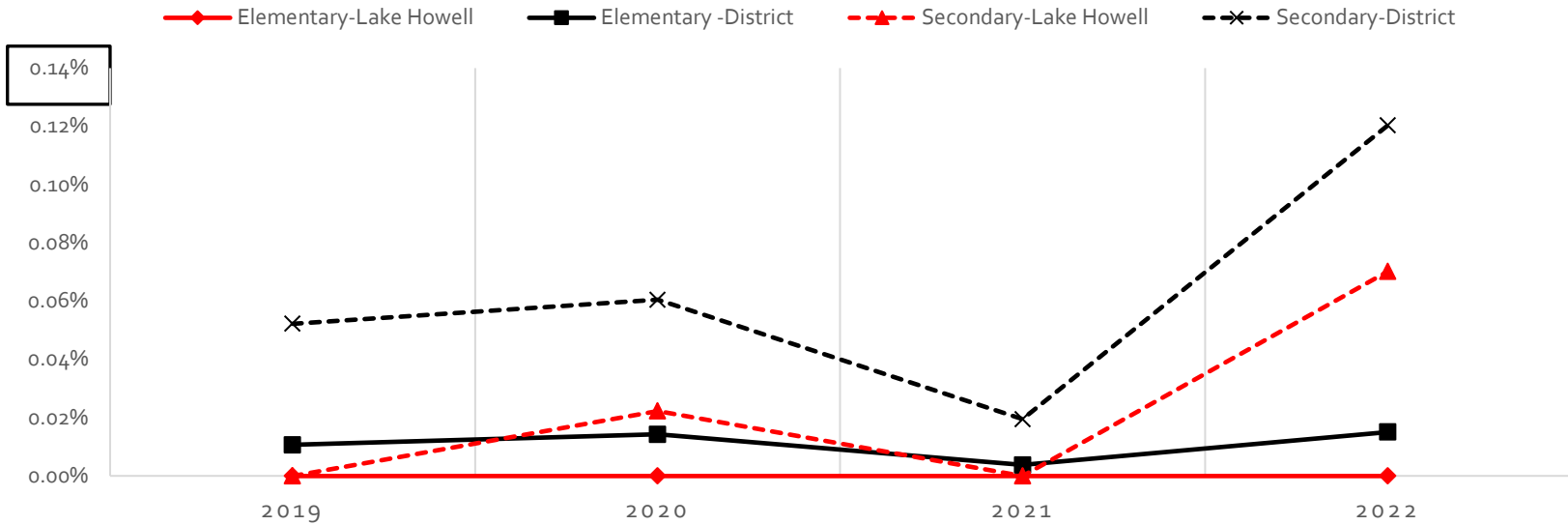


Physical Attack:

An actual and intentional striking of another person against his/her will, or the intentional causing of bodily harm to an individual.



PHYSICAL ATTACK



	Elementary-Lake Howell		Elementary -District		Secondary-Lake Howell		Secondary-District	
	# Stu w/ at least one physical attack referral	Total Students	# Stu w/ at least one physical attack referral	Total Students	# Stu w/ at least one physical attack referral	Total Students	# Stu w/ at least one physical attack referral	Total Students
2019	0	3,850	3	28,067	0	4,464	19	36,387
2020	0	3,788	4	27,948	1	4,488	22	36,389
2021	0	3,612	1	26,430	0	4,444	7	35,929
2022	0	3,528	4	26,488	3	4,275	42	34,913

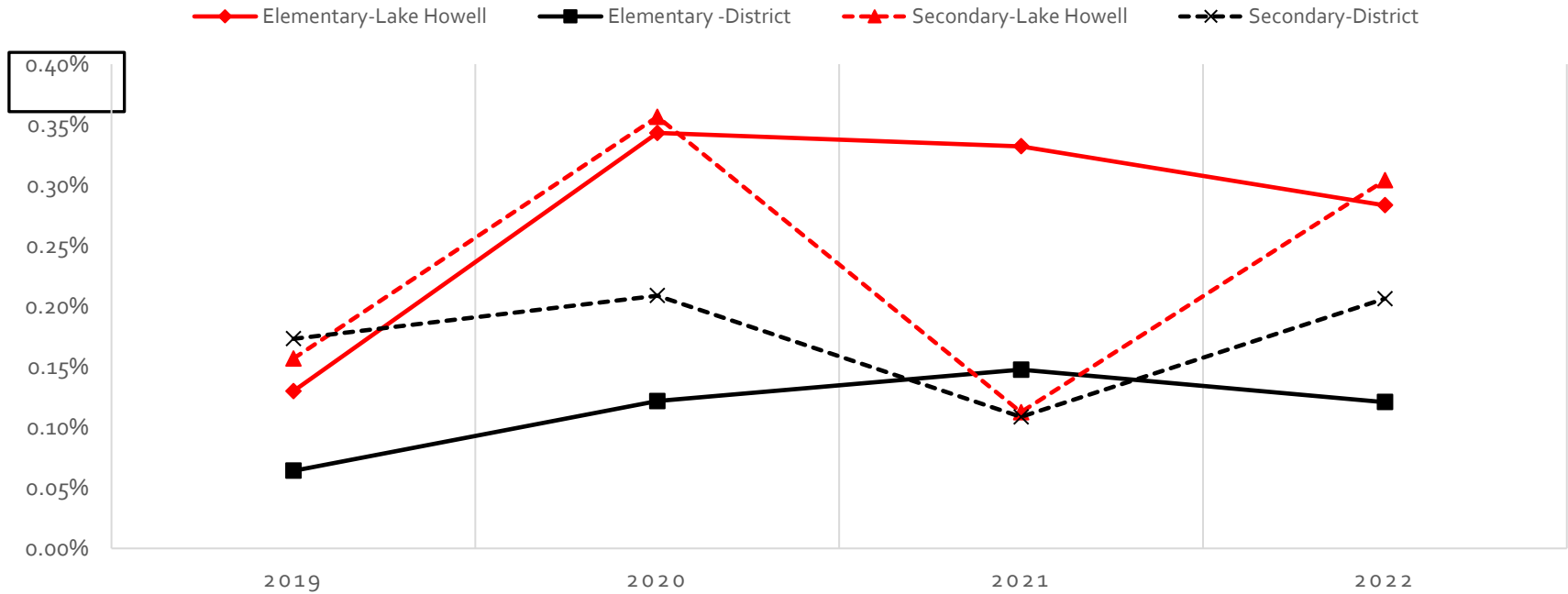


Threat:

An incident where there was no physical contact between the offender and victim, but the victim felt that physical harm could have occurred based on verbal or nonverbal communication by the offender. This includes nonverbal threats and verbal threats of physical harm which are made in person, electronically, or through any other means.



THREAT



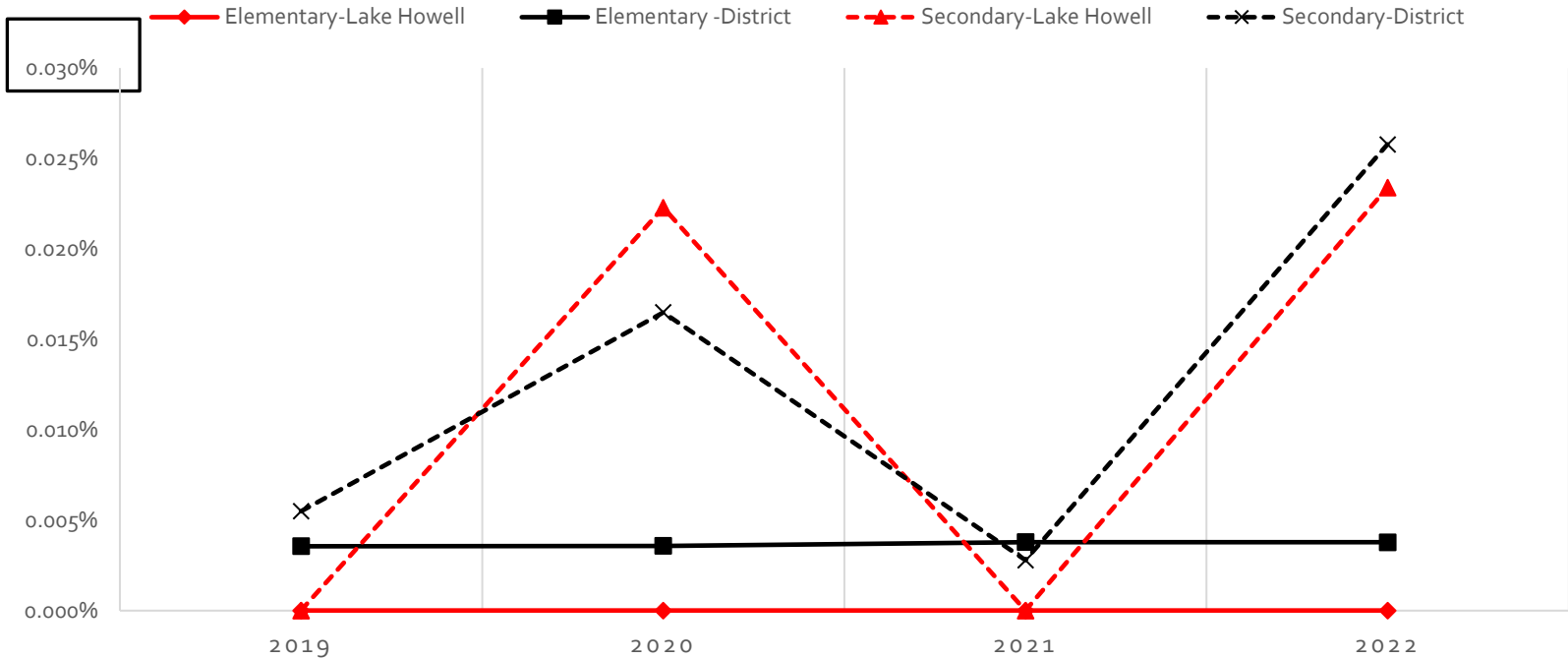
	Elementary-Lake Howell		Elementary -District		Secondary-Lake Howell		Secondary-District	
	# Stu w/ at least one threat referral	Total Students	# Stu w/ at least one threat referral	Total Students	# Stu w/ at least one threat referral	Total Students	# Stu w/ at least one threat referral	Total Students
2019	5	3,850	18	28,067	7	4,464	63	36,387
2020	13	3,788	34	27,948	16	4,488	76	36,389
2021	12	3,612	39	26,430	5	4,444	39	35,929
2022	10	3,528	32	26,488	13	4,275	72	34,913



Weapons:

Possession of a firearm or any instrument or object as defined by Section 790.001.F.S., or district code of conduct that can inflict serious harm on another person, or that can place a person in reasonable fear of serious harm. Incidents involving toys and simulated firearms or weapons are subject to the limitations defined in Section 1006.07(2)(g), F.S.

WEAPONS



	Elementary-Lake Howell		Elementary -District		Secondary-Lake Howell		Secondary-District	
	# Stu w/ at least one weapon referral	Total Students	# Stu w/ at least one weapon referral	Total Students	# Stu w/ at least one weapon referral	Total Students	# Stu w/ at least one weapon referral	Total Students
2019	0	3,850	1	28,067	0	4,464	2	36,387
2020	0	3,788	1	27,948	1	4,488	6	36,389
2021	0	3,612	1	26,430	0	4,444	1	35,929
2022	0	3,528	1	26,488	1	4,275	9	34,913

Discussion/Reflection 1 – Discipline Data

- After reviewing the discipline data, use Discipline Data QR code or link to provide the following feedback:
 - What do you notice?
 - What do you wonder?
-

08:00

<https://bit.ly/LHHSdisc>





SCPS Safety Survey Results Review



SCPS Safety Survey

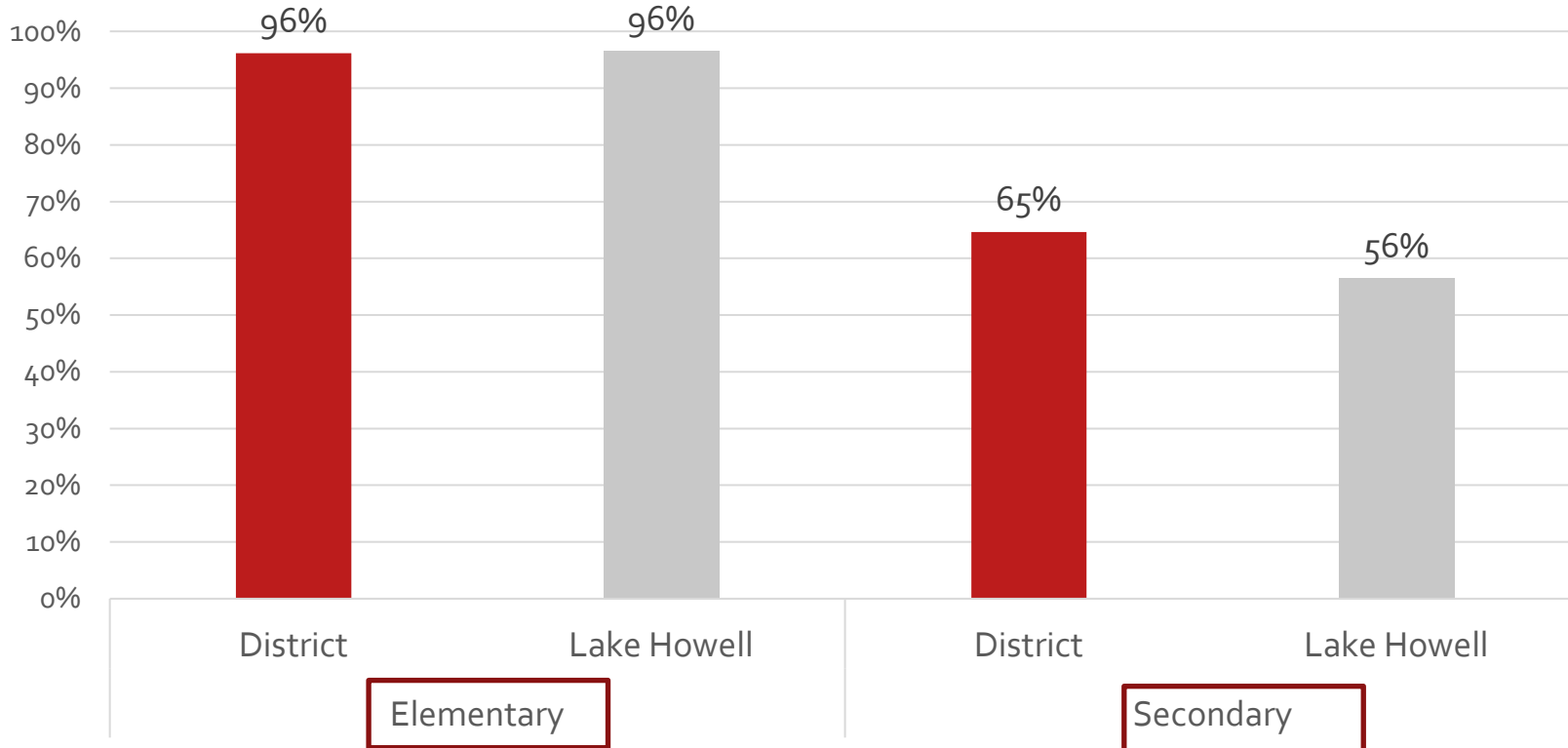
Students in grades 4-12 participated in the Safety Survey during the months of October-November.

Questions:

- On a scale from 0-10, how safe do you feel at your school?
- Do you have a trusted adult on campus to talk to if you have a concern?
- How well do you know the procedures to follow when there is an active threat emergency on campus?
- How prepared do you think your school is for emergencies?
- If you could make changes, what is the one change you would make to the school to make it feel safer?

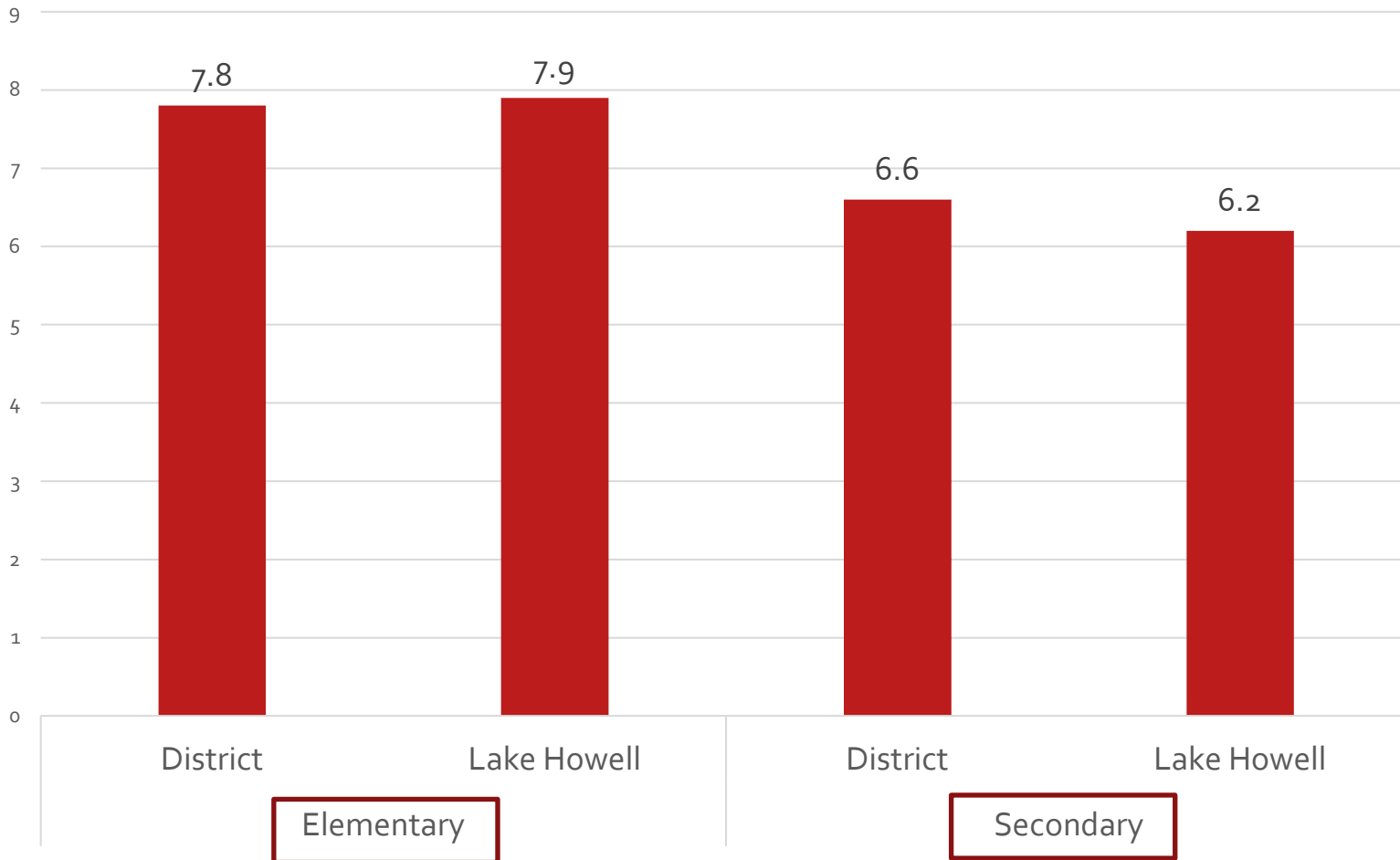


SCPS Safety Survey - Participation



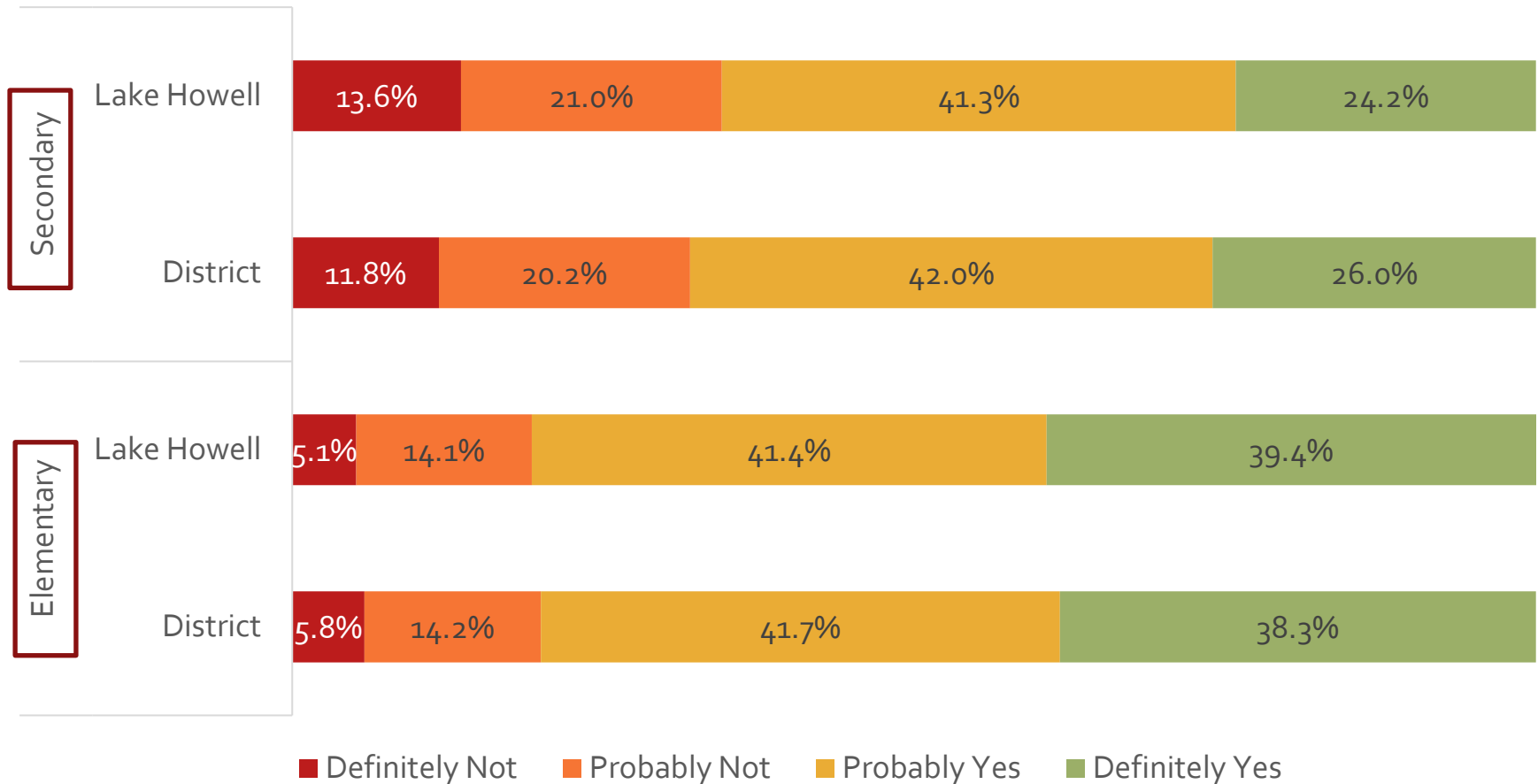
		Participated	Enrolled
Elementary Enrolled in Grades 4-5	District	8612	8956
	Lake Howell	1152	1194
Secondary	District	22609	34986
	Lake Howell	2417	4284

On a scale from 1-10, how safe do you feel at your school?

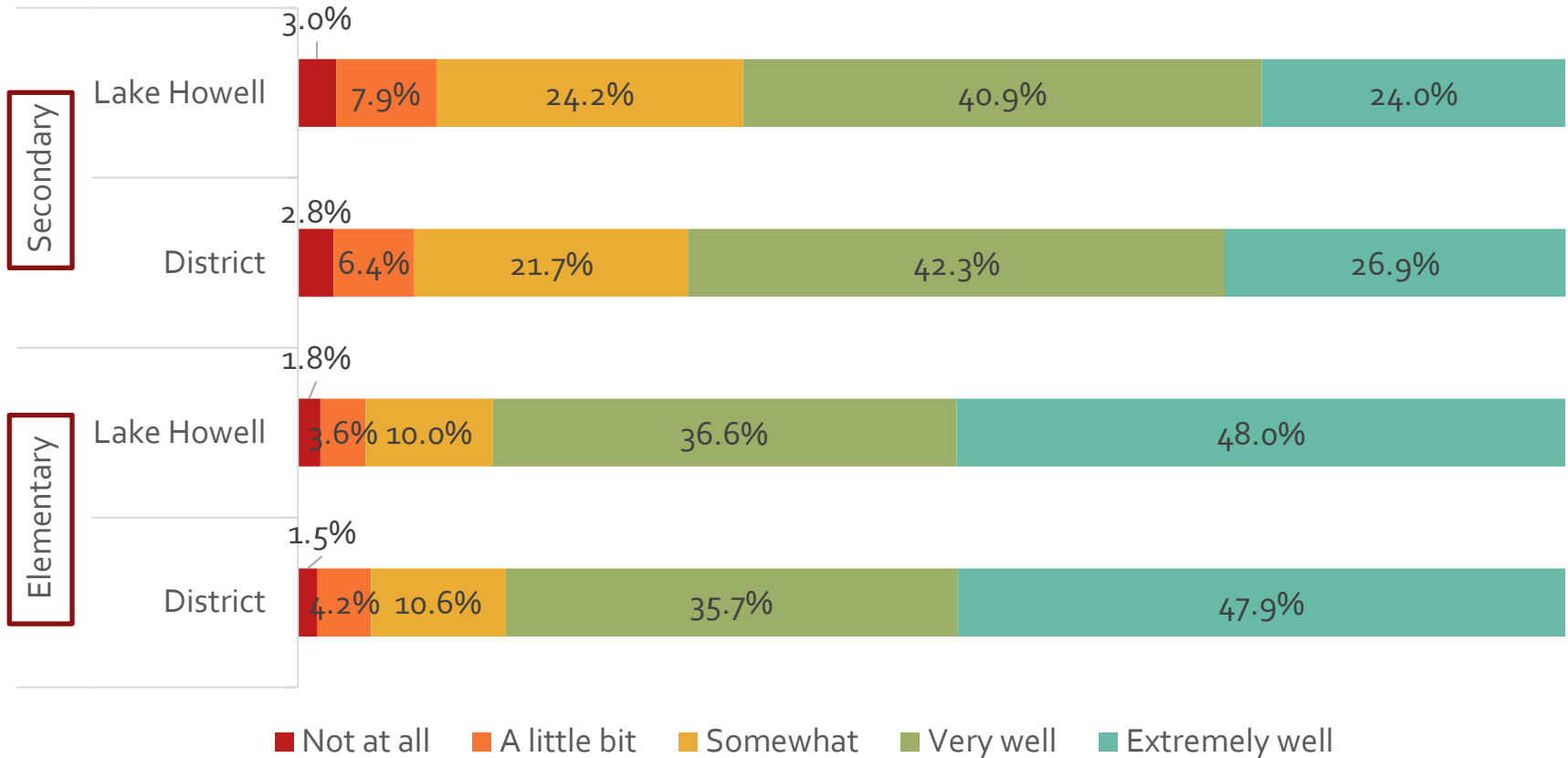




Do you have a trusted adult on campus to talk to if you have a concern?

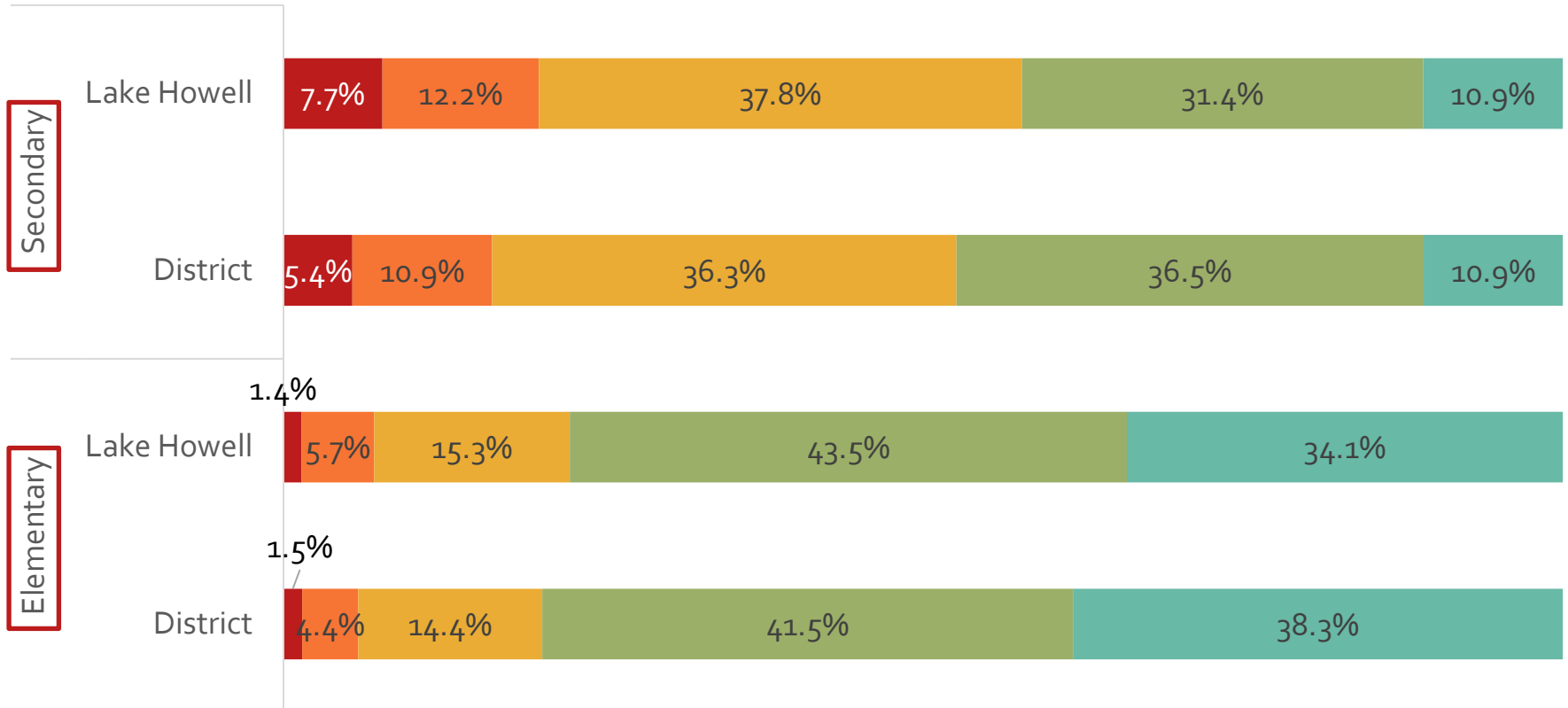


How well do you know the procedures to follow when there is an active threat emergency on campus?





How prepared do you think your school is for emergencies?



■ Not at all prepared ■ A little prepared ■ Somewhat prepared ■ Very prepared ■ Completely prepared



Student Open Response Question

If you could make changes, what is the one change you would make to the school to make it feel safer?

Most Common Response Topics

- Need for additional security
- More police and/or security officers
- Understanding of procedures
- No Safety Concerns



If you could make changes, what is the one change you would make to the school to make it feel safer?

“It is very safe. We have cameras, fire, police, we feel extremely safe.”

“If I could change one thing it would be the evacuation procedures.”

“Have a mental health class”

“Nothing I already feel comfortable”

“No one knows what to do in case of emergency during lunch or switching classes. Should go over expectations or plan for what students should do”

“Add more trained resource officers and security guards and make the classrooms safer.”



Snapshot Survey Results Review – Safety & Discipline



SnapShot Survey

Students in grades 4-12, parents, and faculty and staff participated in the SnapShot survey during the months of February-March.

- Data collected from the surveys inform and support the school improvement process.

Questions

- On a scale from 0-10, how likely would you recommend your school?
- What do you like about your school?
- What could be improved at your school?



SnapShot Survey Participation

	Parent	Faculty/Staff	Student
Overall District Participation	12,529	3,378	35,336

		Parent	Faculty/Staff	Student
Elementary	District	5,800	1,693	9,585
	Lake Howell	915	167	1,162
Secondary	District	6,729	1,685	25,751
	Lake Howell	863	179	2,198

SnapShot Survey Response Considerations

Careful attention must be paid to the scales when analyzing the data.

- The scales on each graph are different.

Many of the percentages are very small.

Keep this in mind when you see large increases or decreases.

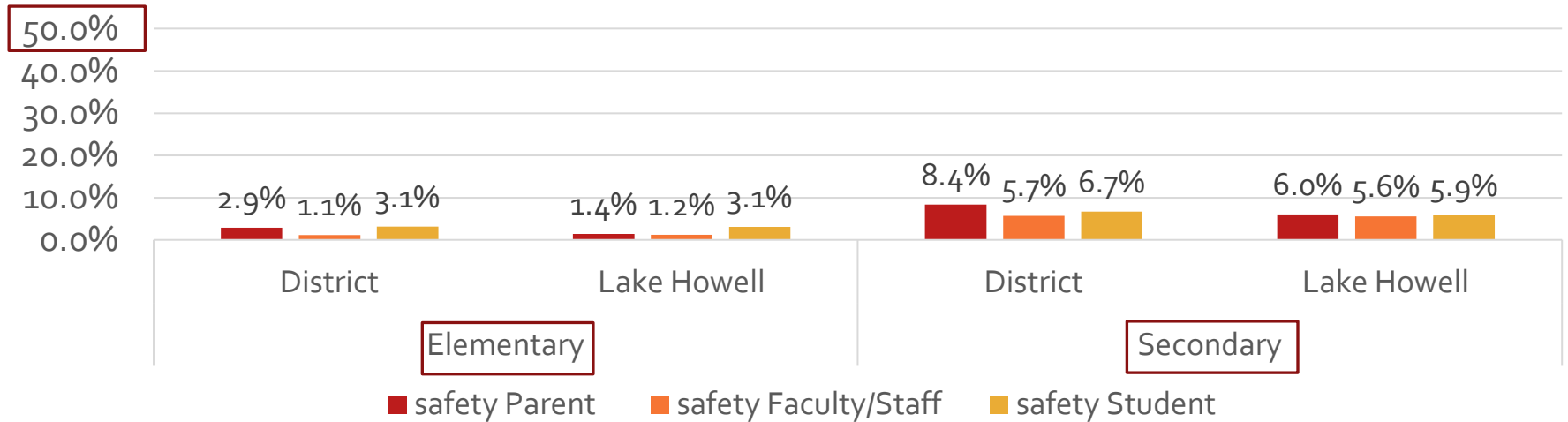
- Refer to the tables on the slides that reflect number of respondents.



Snapshot Survey - What could be improved?

Safety Comment Keywords = safety, safe, unsafe, security

Safety



		Parent		Faculty/Staff		Student	
		# <u>safety</u> mentioned	# Participants	# <u>safety</u> mentioned	# Participants	# <u>safety</u> mentioned	# Participants
Elementary	District	166	5,800	19	1,693	301	9,585
	Lake Howell	13	915	2	167	36	1,162
Secondary	District	563	6,729	96	1,685	1,733	25,751
	Lake Howell	52	863	10	179	129	2,198

Safety Keywords - What could be improved?

“Security is a big concern.” – Secondary Parent

“School needs to offer more on-campus mental health support of teachers. The safety of the school needs to improve.” – Secondary Faculty/Staff

“More safety schools guard and help with traffic in the afternoon school because it is hard to get out of school” – Secondary Faculty/Staff

“Overall safety and communication.” – Secondary Student

“I am so nervous about weapons and fights on campus. I feel like it’s only a matter of time before it’s our school.” – Elementary Parent

“The Car line is a concern. Safety is a huge issue.” – Elementary Faculty/Staff

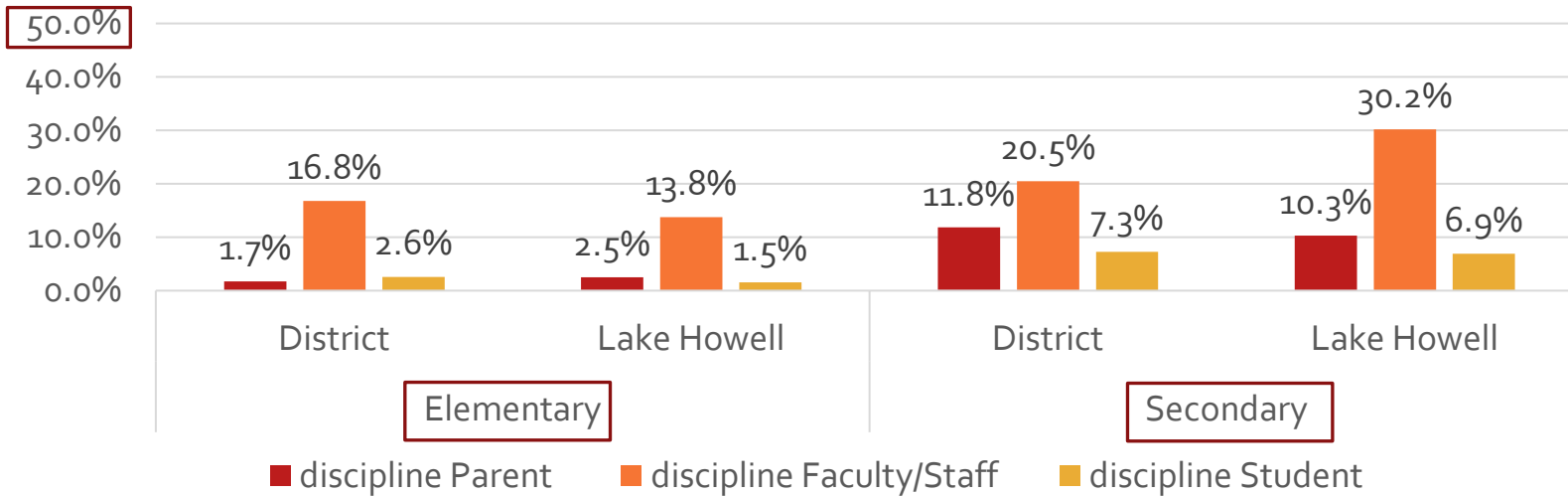
“More security guards around the school” – Elementary Student



Snapshot Survey - What could be improved?

Discipline Comment Keywords = violence, drugs, discipline, bullying, theft, fights, harassing, behavior

Discipline



		Parent		Faculty/Staff		Student	
		# <u>discipline</u> mentioned	# Participants	# <u>discipline</u> mentioned	# Participants	# <u>discipline</u> mentioned	# Participants
Elementary	District	101	5,800	284	1,693	248	9,585
	Lake Howell	23	915	23	167	18	1,162
Secondary	District	796	6,729	345	1,685	1875	25,751
	Lake Howell	89	863	54	179	152	2,198

Discipline Keywords - What could be improved?

“I feel there should be a little more discipline within the classroom.” - Elementary Parent

“Student supports for mental health and bullying” - Elementary Parent

“The way we handle the very escalating behaviors of students.” - Elementary Faculty/Staff

“Holding students accountable for their actions.” - Secondary Parent

“Student interaction and accountability. ” - Secondary Parent

“Some discipline issues at the school. Very rarely are the kids concerned about the consequences dealt.” - Secondary Faculty/Staff

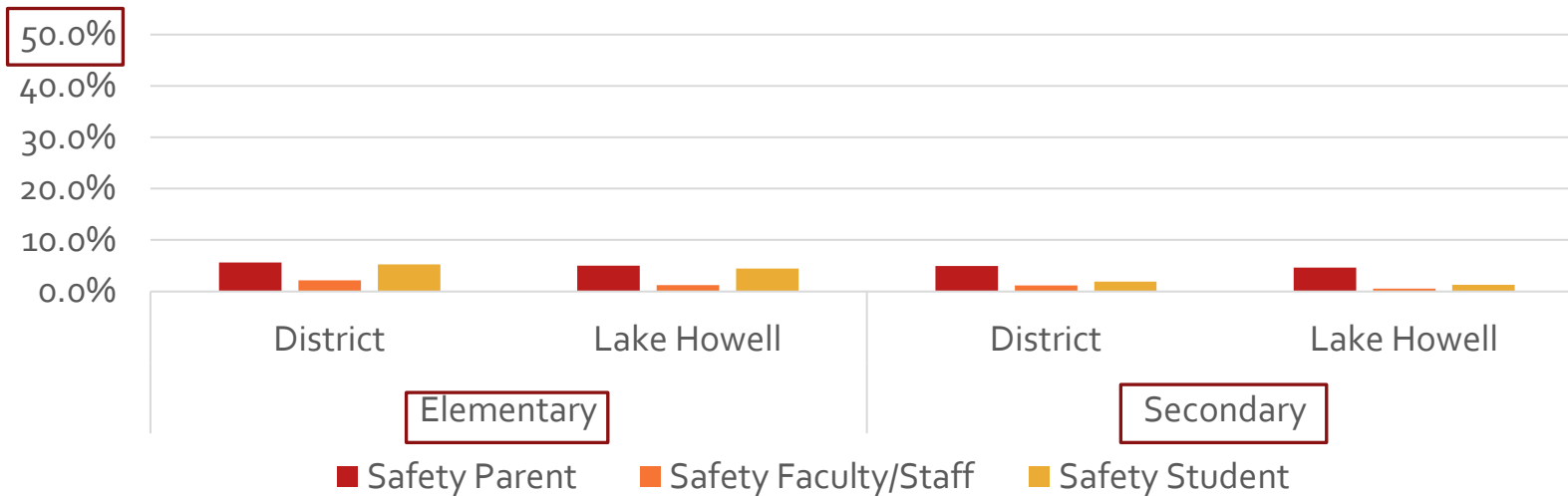
“More safety schools guards and help with traffic in the afternoon school because it is hard to get out of school” - Secondary Faculty/Staff



Snapshot Survey – What do you like about your school?

Safety Comment Keywords = safety, safe, unsafe, security

Safety



		Parent		Faculty/Staff		Student	
		# safety mentioned	# Participants	# safety mentioned	# Participants	# safety mentioned	# Participants
Elementary	District	325	5,800	36	1,693	504	9,585
	Lake Howell	46	915	2	167	52	1,162
Secondary	District	333	6,729	20	1,685	486	25,751
	Lake Howell	40	863	1	179	28	2,198

Safety Keywords - What do you like about the school?

“Its a safe and clean environment.” – Secondary Student

“Well kept campus, feel safe, good admin ” – Secondary Parent

“The administration is very supportive, teachers are professional and nice and the staff is efficient. It's a safe place to work. ” – Secondary Faculty/Staff

“The decorations and how safe you are.” – Elementary Student

“Safe environment for children to thrive.” – Elementary Parent

“The school seems fairly safe and willing to help all students including especially those that struggle so that they don't fall behind.” – Elementary Parent

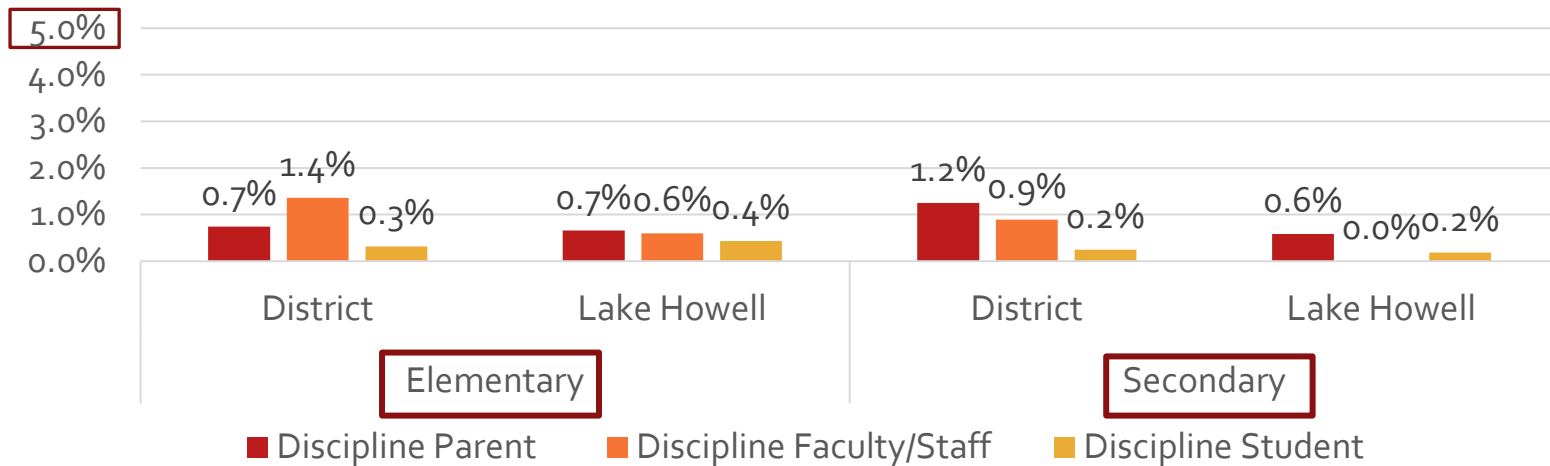
“I see and know everyone puts students first in their education and safety.” – Elementary Faculty/Staff



Snapshot Survey – What do you like about your school?

Discipline Comment Keywords = violence, drugs, discipline, bullying, theft, fights, harassing, behavior

Discipline



		Parent		Faculty/Staff		Student	
		# <u>discipline</u> mentioned	# Participants	# <u>discipline</u> mentioned	# Participants	# <u>discipline</u> mentioned	# Participants
Elementary	District	43	5,800	23	1,693	30	9,585
	Lake Howell	6	915	1	167	5	1,162
Secondary	District	84	6,729	15	1,685	63	25,751
	Lake Howell	5	863	0	179	4	2,198



Discipline Keywords - What do you like about the school?

“There are good interactions and communication between the staff and parents concerning a child behavior, development, academic, and attitude” -
Secondary Parent

“School is relatively safe, with minimal bullying, no harassment and great curriculum.” - Secondary Parent

“Safe environment no tolerance for bullying or other juvenile delinquent behavior. -
Secondary Parent

“Rewarding students with verbal praises and RBTs for following BUGS behavior is something I like, too.” -Elementary Student



Discussion/Reflection 2 – Survey Data

- After reviewing the Survey data, use Survey Data QR code or link to provide the following feedback:
 - What do you notice?
 - What do you wonder?
-

08:00

<https://bit.ly/LHHSsurvey>



Discussion/Reflection 3 – Final Thoughts

Community Meeting

MAY 18

5:00PM

LHHS Auditorium

<https://bit.ly/LHHSfinal>





Safety & Security Meeting

Lake Howell Cluster



[/SeminoleCountySchools](https://www.facebook.com/SeminoleCountySchools)

www.scps.us



[@SCPSinfo](https://twitter.com/SCPSinfo)